


# SSP-T Series (SSP-T6) Surface Mount Quartz Crystal Units for Low Frequencies



## FEATURES

- Ultra thin type with height 1.6mm Max.
- Ultra small mounting area of 16.8mm<sup>2</sup>
- SMD type suitable for automatic & high density surface mounting.
- Plastic mold package containing highly reliable tubular type quartz crystal.
- Excellent shock and heat resistance.

## APPLICATIONS

- Cellular Phones, Pagers, Radio Communication Equipment, Portable Applications etc.

## STANDARD SPECIFICATIONS

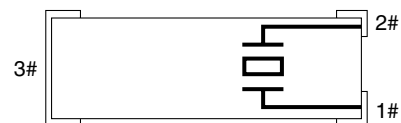
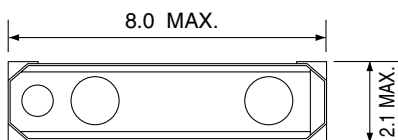
Conditions without notice (Temperature: +25°C±2°C)

Item	Symbol	Specifications	Conditions / Notes
Nominal Frequency	f <sub>0</sub>	32.768kHz/75.000kHz	
Frequency Tolerance	△f/f <sub>0</sub>	±10ppm, ±20ppm, ±50ppm	Can be used in high accurate products
Turnover Temperature	T <sub>p</sub>	+25°C±5°C	
Temperature Coefficient	K	(-3.5±1.0) × 10 <sup>-8</sup> /°C <sup>2</sup>	
Load Capacitance	C <sub>L</sub>	7.0pF/12.5pF	
Equivalent Series Resistance	R <sub>1</sub>	55kΩ max.	
Maximum Drive Level	DL <sub>max</sub>	1μW	
Recommended Drive Level	DL	0.1μW	
Shunt Capacitance	C <sub>0</sub>	0.95pF typ.	
Aging	△f/f <sub>0</sub>	±3ppm max.	+25°C±3°C, First Year
Operating Temperature Range	T <sub>ope</sub>	-40°C to +85°C	
Storage Temperature Range	T <sub>sto</sub>	-55°C to +125°C	
Reflow Profile	T <sub>sol</sub>	230°C max. 20sec. x 2 times	IR Reflow

## DIMENSIONS


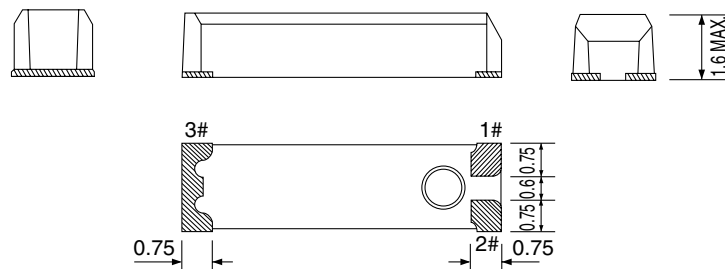
(For details, please refer to individual specification)

UNIT: mm



## RECOMMENDED SOLDERING PATTERN

UNIT: mm



Note: Please make sure that there is no electric wire line under SSP-T6 on the circuit board.